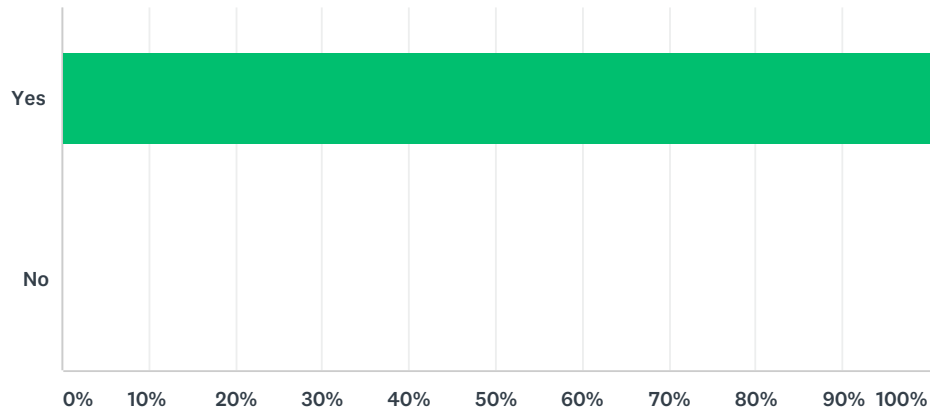


## Q1 Did you participate in A Day in the Kingsway 2018?

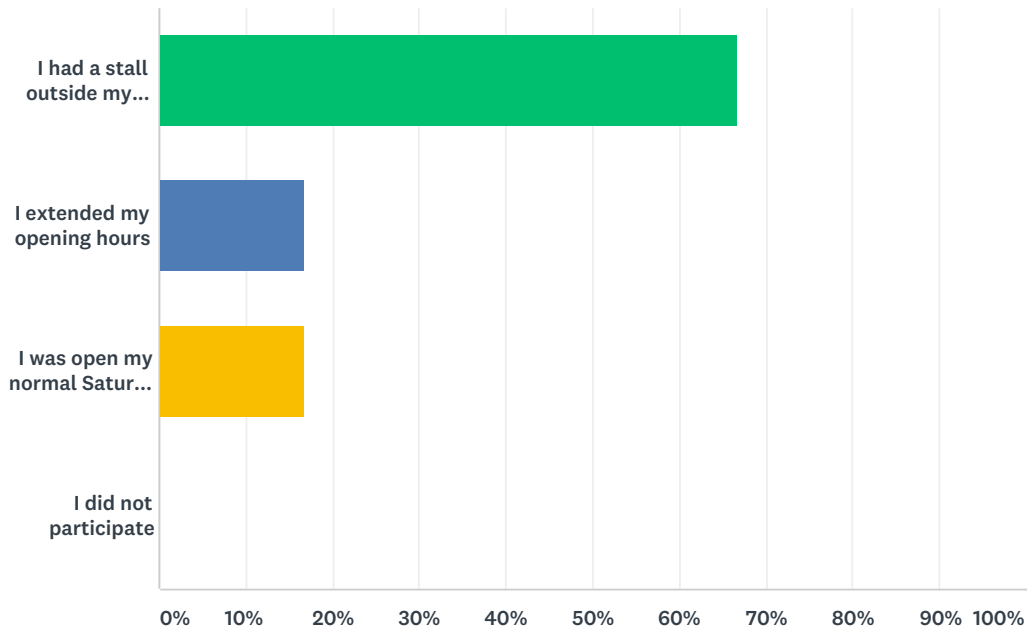
Answered: 6 Skipped: 0



ANSWER CHOICES	RESPONSES	
Yes	100.00%	6
No	0.00%	0
TOTAL		6

## Q2 If yes, how did you participate in the event?

Answered: 6 Skipped: 0

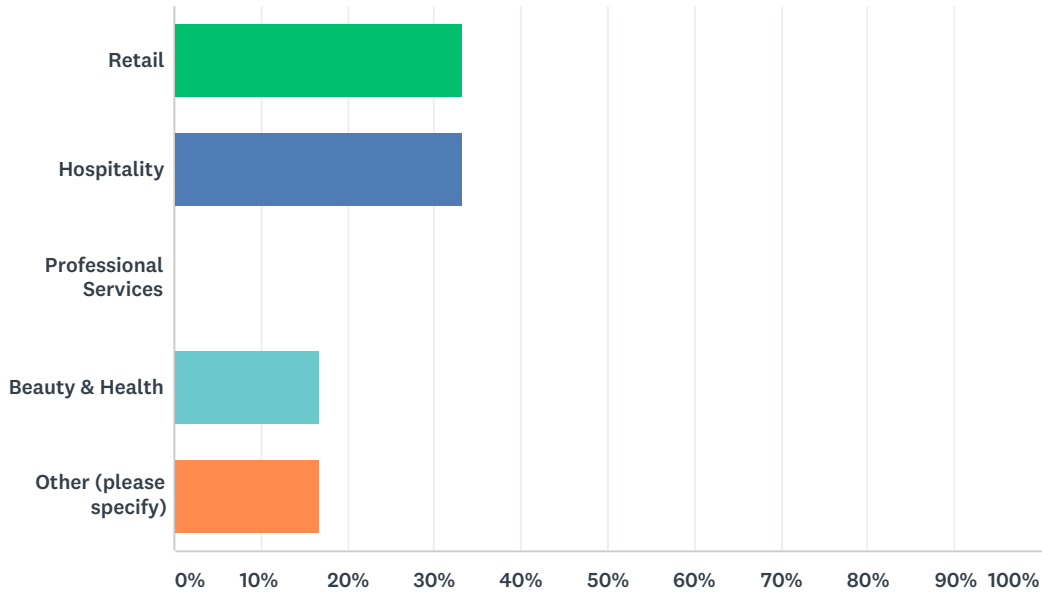


ANSWER CHOICES	RESPONSES	
I had a stall outside my business	66.67%	4
I extended my opening hours	16.67%	1

I was open my normal Saturday trading hours	16.67%	1
I did not participate	0.00%	0
<b>TOTAL</b>		<b>6</b>

### Q3 What industry does your business operate in?

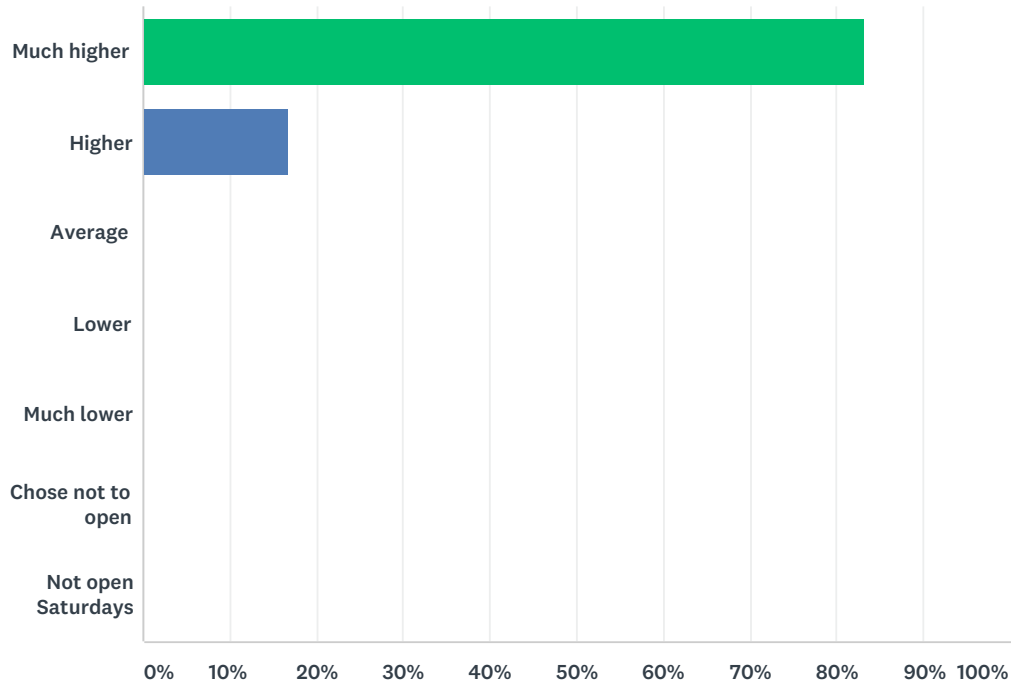
Answered: 6 Skipped: 0



ANSWER CHOICES	RESPONSES
Retail	33.33% 2
Hospitality	33.33% 2
Professional Services	0.00% 0
Beauty & Health	16.67% 1
Other (please specify)	16.67% 1
<b>TOTAL</b>	<b>6</b>

### Q4 If you participated in the event, how did your trade compare to other Saturdays in February?

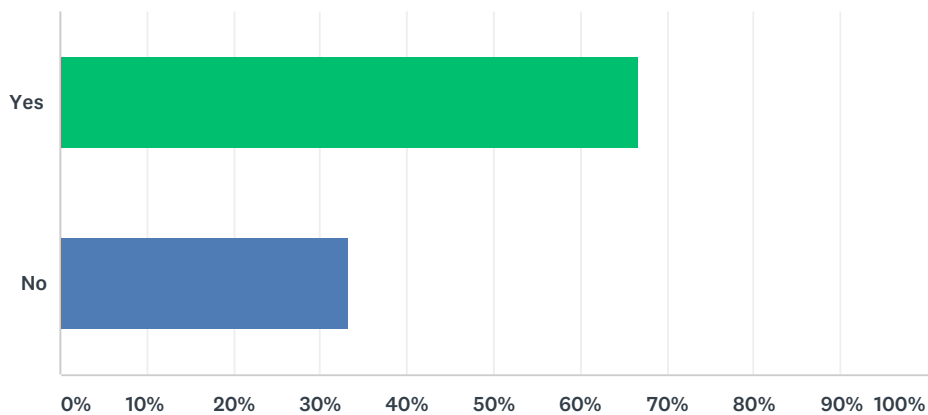
Answered: 6 Skipped: 0



ANSWER CHOICES	RESPONSES	
Much higher	83.33%	5
Higher	16.67%	1
Average	0.00%	0
Lower	0.00%	0
Much lower	0.00%	0
Chose not to open	0.00%	0
Not open Saturdays	0.00%	0
<b>TOTAL</b>		<b>6</b>

### Q5 Do you think the event was well promoted to the public?

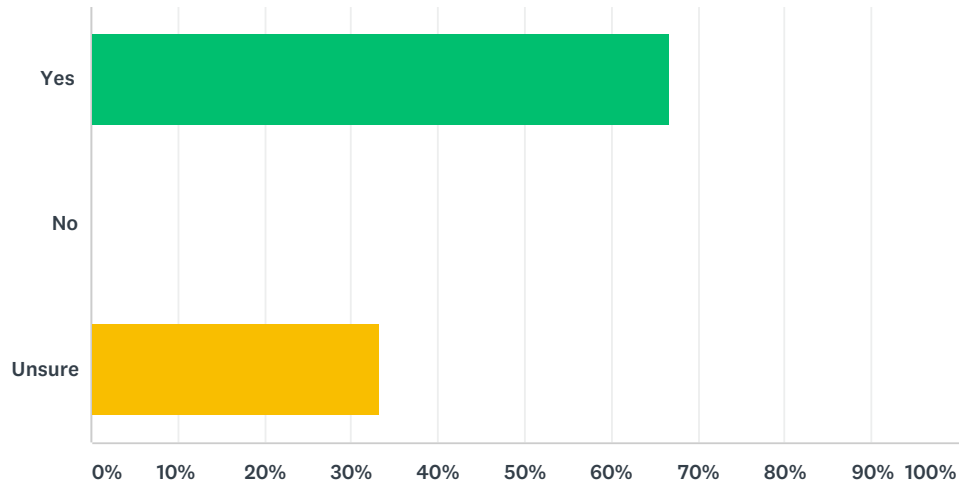
Answered: 6 Skipped: 0



ANSWER CHOICES	RESPONSES	
Yes	66.67%	4
No	33.33%	2
TOTAL		6

### Q6 Do you think that this event made more people aware of your business?

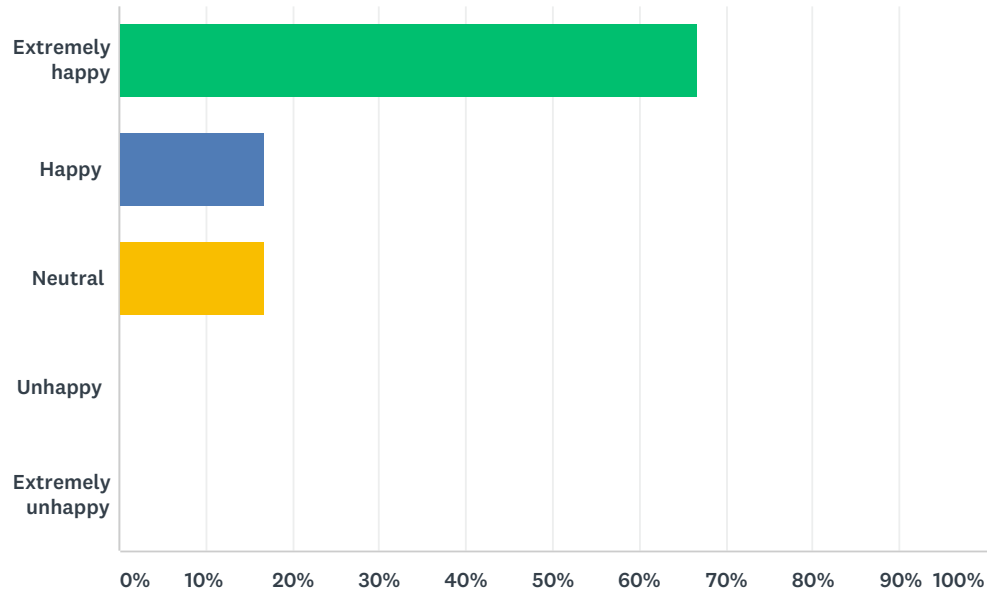
Answered: 6 Skipped: 0



ANSWER CHOICES	RESPONSES	
Yes	66.67%	4
No	0.00%	0
Unsure	33.33%	2
TOTAL		6

### Q7 Overall, were you happy with the success of the event?

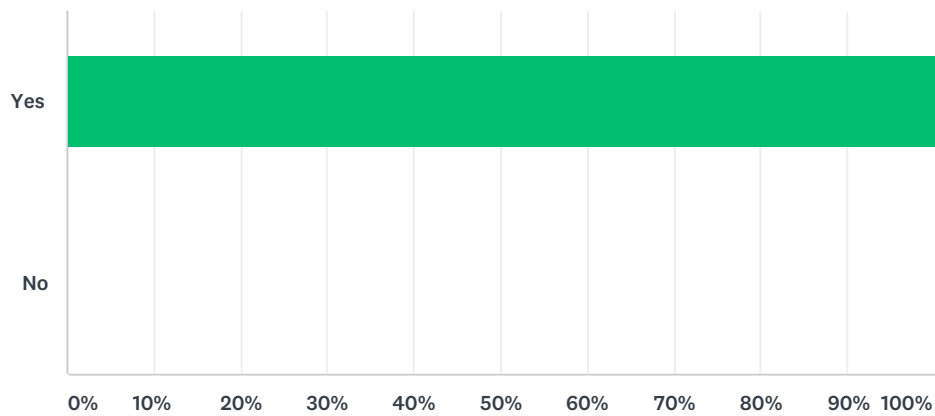
Answered: 6 Skipped: 0



ANSWER CHOICES	RESPONSES	
Extremely happy	66.67%	4
Happy	16.67%	1
Neutral	16.67%	1
Unhappy	0.00%	0
Extremely unhappy	0.00%	0
<b>TOTAL</b>		<b>6</b>

### Q8 Would you participate if the event was held again in 2019?

Answered: 6 Skipped: 0



ANSWER CHOICES	RESPONSES	
Yes	100.00%	6
No	0.00%	0
<b>TOTAL</b>		<b>6</b>

## Q9 Do you have any further feedback on A Day in the Kingsway?

Answered: 2 Skipped: 4